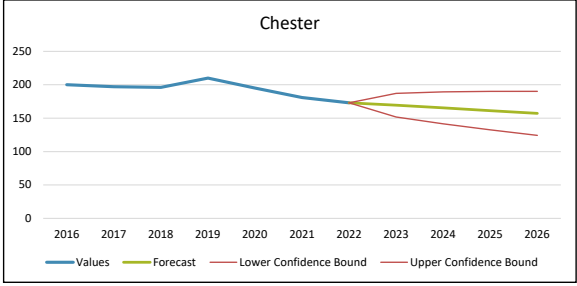
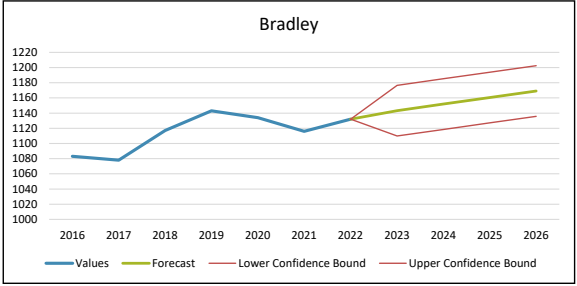
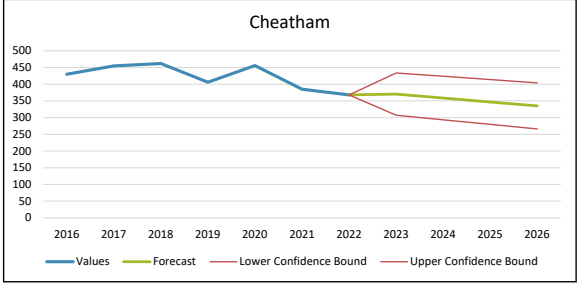
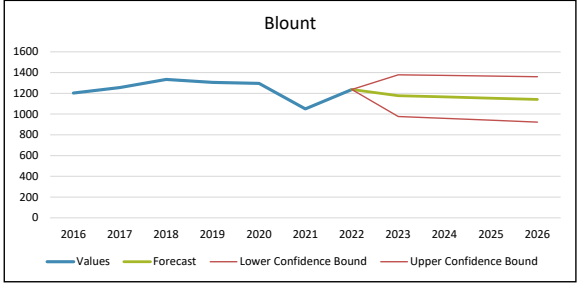
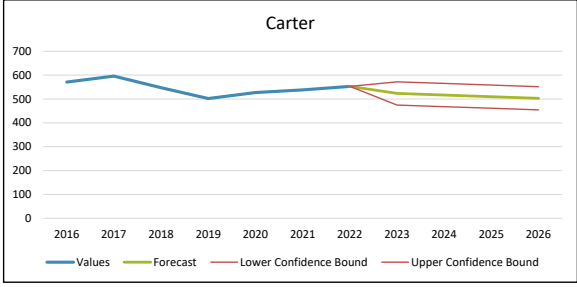
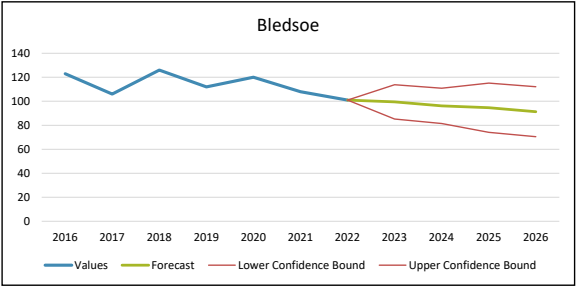
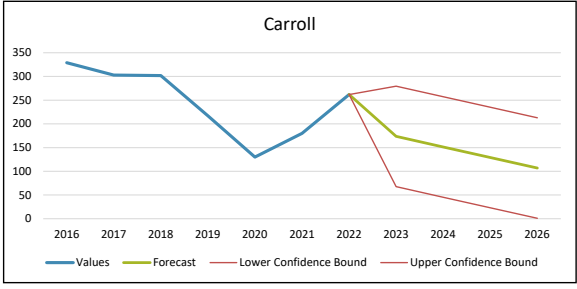
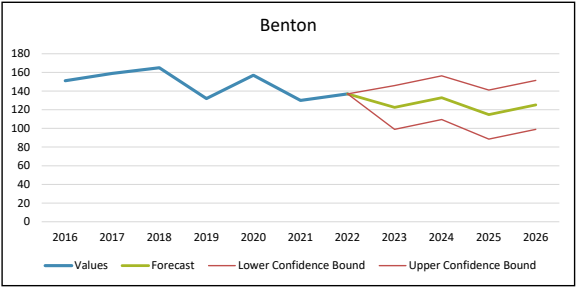
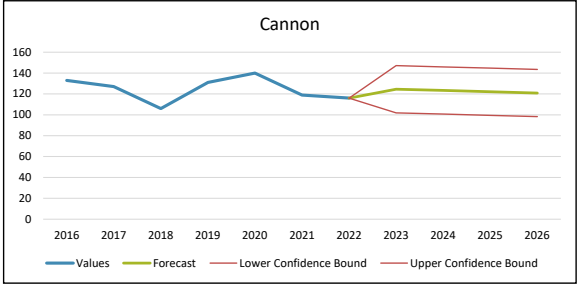
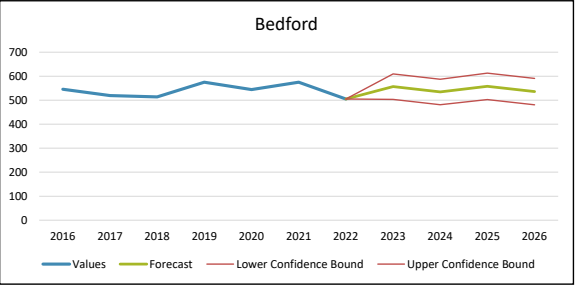
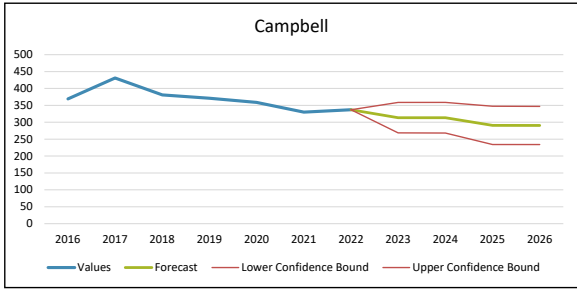
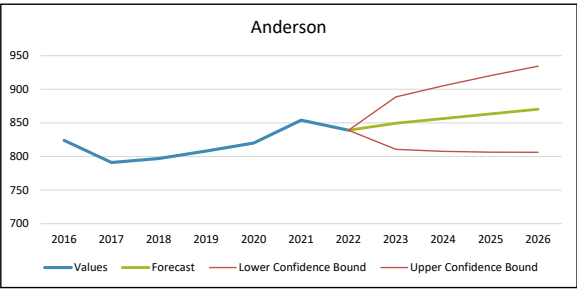


Austin Peay State University  
High School Yield Report  
2018 - 2022

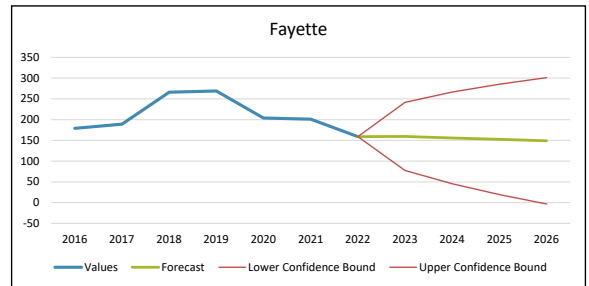
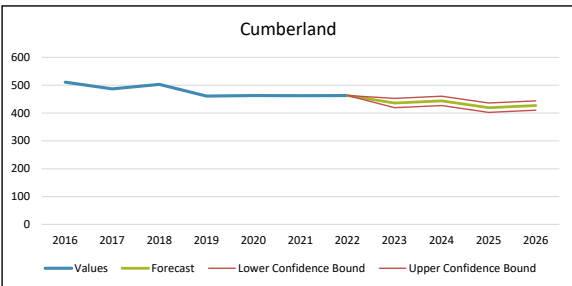
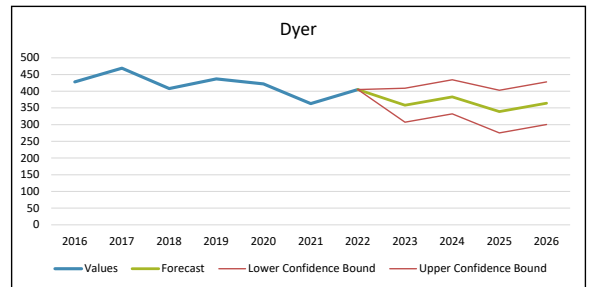
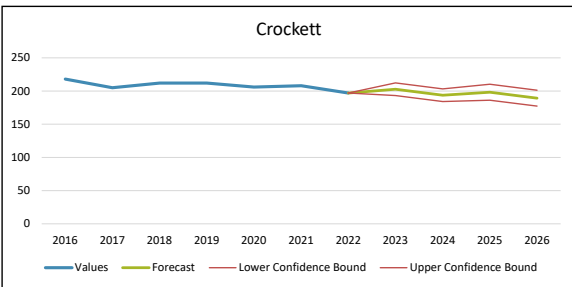
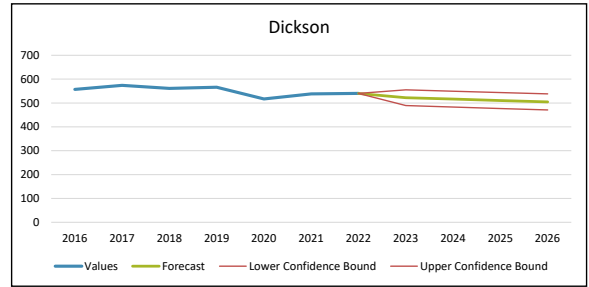
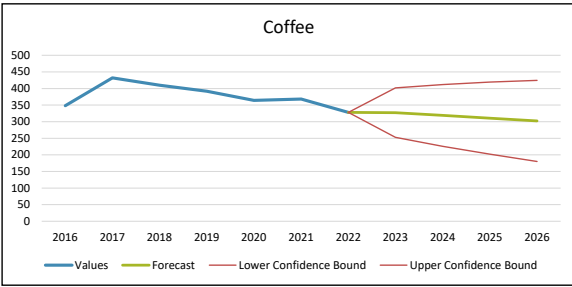
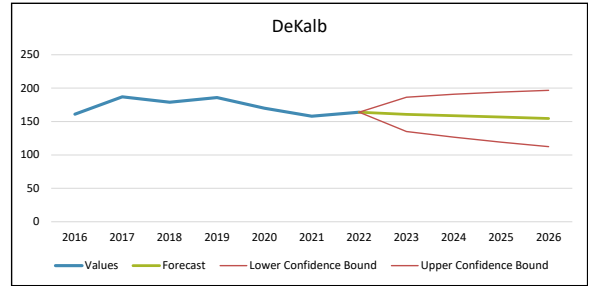
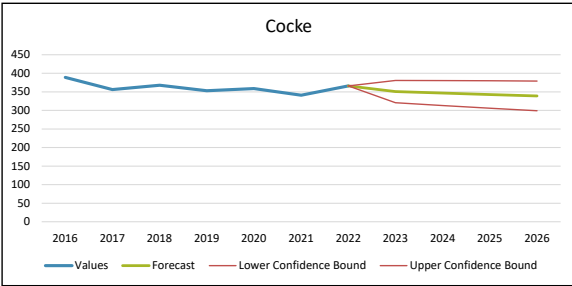
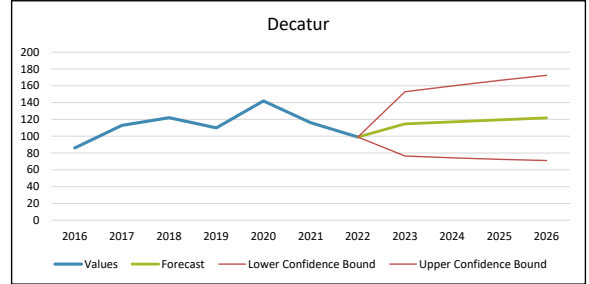
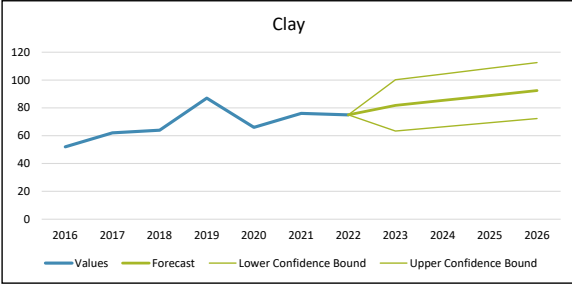
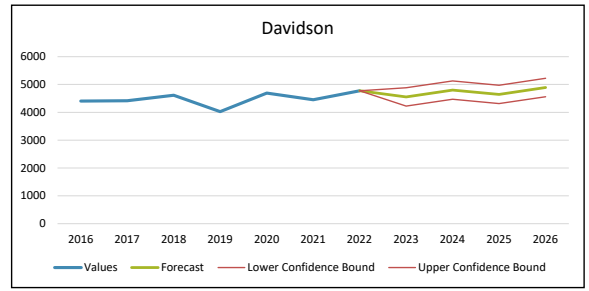
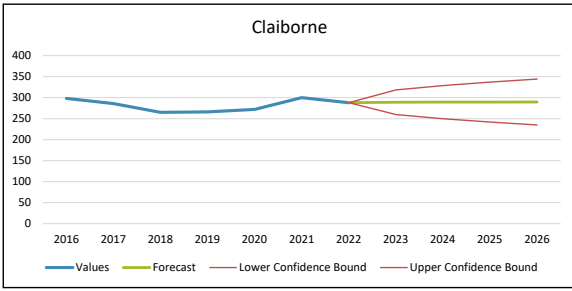
| County     | Diplomas |       |       |       |       | Population Projections |                        |  | APSU FTFT Enrollment |                |                    |                  |                  |                  |                  |                  |                   |                   |                   |                   |                   |                       |                      | County |                       |                      |                              |
|------------|----------|-------|-------|-------|-------|------------------------|------------------------|--|----------------------|----------------|--------------------|------------------|------------------|------------------|------------------|------------------|-------------------|-------------------|-------------------|-------------------|-------------------|-----------------------|----------------------|--------|-----------------------|----------------------|------------------------------|
|            | 2018     | 2019  | 2020  | 2021  | 2022  | 3-Year Diploma Average | 5-Year Diploma Average | 3 to 5 Year Diploma Average Difference | Projected 2025       | Projected 2028 | Percent Difference | 2018 FTFT Enroll | 2019 FTFT Enroll | 2020 FTFT Enroll | 2021 FTFT Enroll | 2022 FTFT Enroll | 2018 Enroll Yield | 2019 Enroll Yield | 2020 Enroll Yield | 2021 Enroll Yield | 2022 Enroll Yield | 3-Year Enroll Average | 3-Year Average Yield |        | 5-Year Enroll Average | 5-Year Average Yield | 3 to 5 Year Yield Difference |
| Anderson   | 797      | 808   | 820   | 854   | 839   | 837.67                 | 823.60                 | 1.71%                                  | 79,165               | 79,863         | 0.88%              | 2                |                  |                  |                  |                  | 0.25%             | 0.00%             | 0.00%             | 0.12%             | 0.00%             | 1.00                  | 0.04%                | 1.50   | 0.07%                 | -0.03%               | Anderson                     |
| Bedford    | 514      | 575   | 544   | 575   | 505   | 541.33                 | 542.60                 | -0.23%                                 | 53,144               | 54,810         | 3.13%              | 8                | 4                | 6                | 7                | 4                | 1.56%             | 0.70%             | 1.10%             | 1.22%             | 0.79%             | 5.67                  | 1.04%                | 5.80   | 1.07%                 | -0.04%               | Bedford                      |
| Benton     | 165      | 132   | 157   | 130   | 137   | 141.33                 | 144.20                 | -1.99%                                 | 16,187               | 16,176         | -0.07%             | 8                | 4                | 1                | 1                | 8                | 4.85%             | 3.03%             | 0.64%             | 0.77%             | 5.84%             | 3.33                  | 2.42%                | 4.40   | 3.02%                 | -0.61%               | Benton                       |
| Bledsoe    | 126      | 112   | 120   | 108   | 101   | 109.67                 | 113.40                 | -3.29%                                 | 15,778               | 16,038         | 1.65%              |                  |                  |                  |                  | 1                | 0.00%             | 0.00%             | 0.00%             | 0.00%             | 0.99%             | 1.00                  | 0.33%                | 1.00   | 0.20%                 | 0.13%                | Bledsoe                      |
| Blount     | 1,334    | 1,305 | 1,296 | 1,050 | 1,237 | 1,194.33               | 1,244.40               | -4.02%                                 | 141,468              | 144,983        | 2.48%              | 2                | 2                | 1                | 1                | 1                | 0.15%             | 0.15%             | 0.08%             | 0.10%             | 0.08%             | 1.00                  | 0.08%                | 1.40   | 0.11%                 | -0.03%               | Blount                       |
| Bradley    | 1,117    | 1,143 | 1,134 | 1,116 | 1,132 | 1,127.33               | 1,128.40               | -0.09%                                 | 113,639              | 116,171        | 2.23%              | 8                | 3                |                  | 2                | 11               | 0.72%             | 0.26%             | 0.00%             | 0.18%             | 0.97%             | 6.50                  | 0.38%                | 6.00   | 0.43%                 | -0.04%               | Bradley                      |
| Campbell   | 381      | 371   | 359   | 330   | 337   | 342.00                 | 355.60                 | -3.82%                                 | 39,464               | 39,128         | -0.85%             |                  |                  |                  |                  |                  | 0.00%             | 0.00%             | 0.00%             | 0.00%             | 0.00%             | 0.00                  | 0.00%                | 0.00   | 0.00%                 | 0.00%                | Campbell                     |
| Cannon     | 106      | 131   | 140   | 119   | 116   | 125.00                 | 122.40                 | 2.12%                                  | 15,286               | 15,490         | 1.33%              | 1                | 1                |                  |                  |                  | 0.94%             | 0.76%             | 0.00%             | 0.00%             | 0.00%             | 0.00                  | 0.00%                | 1.00   | 0.34%                 | -0.34%               | Cannon                       |
| Carroll    | 302      | 217   | 130   | 180   | 262   | 190.67                 | 218.20                 | -12.62%                                | 27,449               | 27,179         | -0.98%             | 4                | 6                | 6                | 5                | 4                | 1.32%             | 2.76%             | 4.62%             | 2.78%             | 1.53%             | 5.00                  | 2.97%                | 5.00   | 2.60%                 | 0.37%                | Carroll                      |
| Carters    | 547      | 502   | 527   | 538   | 553   | 539.33                 | 533.40                 | 1.11%                                  | 55,711               | 55,079         | -1.13%             | 1                |                  |                  |                  | 2                | 0.18%             | 0.00%             | 0.00%             | 0.00%             | 0.36%             | 2.00                  | 0.12%                | 1.50   | 0.11%                 | 0.01%                | Carters                      |
| Cheatham   | 462      | 406   | 456   | 385   | 368   | 403.00                 | 415.40                 | -2.99%                                 | 42,025               | 42,424         | 0.95%              | 77               | 55               | 60               | 59               | 52               | 16.67%            | 13.55%            | 13.16%            | 15.32%            | 14.13%            | 57.00                 | 14.20%               | 60.60  | 14.57%                | -0.36%               | Cheatham                     |
| Chester    | 196      | 210   | 195   | 181   | 173   | 183.00                 | 191.00                 | -4.19%                                 | 17,587               | 17,674         | 0.49%              | 3                |                  | 2                | 2                |                  | 1.53%             | 0.00%             | 1.03%             | 1.10%             | 0.00%             | 2.00                  | 0.07%                | 2.33   | 0.73%                 | -0.02%               | Chester                      |
| Claiborne  | 265      | 266   | 272   | 300   | 288   | 286.67                 | 278.20                 | 3.04%                                  | 32,518               | 32,705         | 0.58%              |                  |                  |                  |                  |                  | 0.00%             | 0.00%             | 0.00%             | 0.00%             | 0.00%             | 0.00                  | 0.00%                | 0.00   | 0.00%                 | 0.00%                | Claiborne                    |
| Clay       | 64       | 87    | 66    | 76    | 75    | 72.33                  | 73.60                  | -1.72%                                 | 7,662                | 7,654          | -0.10%             |                  |                  |                  |                  | 1                | 0.00%             | 0.00%             | 0.00%             | 1.32%             | 0.00%             | 1.00                  | 0.00%                | 1.00   | 0.26%                 | -0.26%               | Clay                         |
| Cocke      | 368      | 353   | 359   | 341   | 366   | 355.33                 | 357.40                 | -0.58%                                 | 36,772               | 36,943         | 0.46%              | 3                | 1                | 2                |                  |                  | 0.00%             | 0.28%             | 0.56%             | 0.00%             | 0.00%             | 2.00                  | 0.19%                | 1.50   | 0.17%                 | 0.02%                | Cocke                        |
| Coffee     | 410      | 392   | 364   | 368   | 328   | 353.33                 | 372.40                 | -5.12%                                 | 59,674               | 60,787         | 1.86%              | 3                | 7                | 1                | 7                | 5                | 0.73%             | 1.79%             | 0.27%             | 1.90%             | 1.52%             | 4.33                  | 1.23%                | 4.60   | 1.24%                 | -0.01%               | Coffee                       |
| Crockett   | 212      | 212   | 206   | 208   | 197   | 203.67                 | 207.00                 | -1.61%                                 | 14,140               | 14,095         | -0.32%             | 6                | 2                | 1                | 1                | 1                | 2.83%             | 0.94%             | 0.00%             | 0.48%             | 0.51%             | 1.00                  | 0.33%                | 2.50   | 0.95%                 | -0.62%               | Crockett                     |
| Cumberland | 503      | 461   | 463   | 462   | 463   | 462.67                 | 470.40                 | -1.64%                                 | 65,090               | 66,753         | 2.56%              | 1                | 1                |                  |                  |                  | 0.20%             | 0.22%             | 0.00%             | 0.22%             | 0.00%             | 1.00                  | 0.07%                | 1.00   | 0.13%                 | -0.05%               | Cumberland                   |
| Davidson   | 4,616    | 4,025 | 4,693 | 4,453 | 4,774 | 4,640.00               | 4,512.20               | 2.83%                                  | 732,649              | 746,905        | 1.95%              | 111              | 92               | 93               | 81               | 74               | 2.40%             | 2.29%             | 1.98%             | 1.82%             | 1.55%             | 82.67                 | 1.78%                | 90.20  | 2.01%                 | -0.22%               | Davidson                     |
| Decatur    | 122      | 110   | 142   | 116   | 99    | 119.00                 | 117.80                 | 1.02%                                  | 11,594               | 11,554         | -0.35%             | 4                |                  | 1                | 3                |                  | 3.28%             | 0.00%             | 0.70%             | 2.59%             | 0.00%             | 2.00                  | 1.10%                | 2.67   | 1.31%                 | -0.22%               | Decatur                      |
| DeKalb     | 179      | 186   | 170   | 158   | 164   | 164.00                 | 171.40                 | -4.32%                                 | 21,596               | 21,988         | 1.82%              |                  |                  |                  |                  | 1                | 0.00%             | 0.00%             | 0.59%             | 0.00%             | 0.00%             | 1.00                  | 0.20%                | 1.00   | 0.12%                 | 0.08%                | DeKalb                       |
| Dickson    | 561      | 566   | 517   | 538   | 540   | 531.67                 | 544.40                 | -2.34%                                 | 57,015               | 58,420         | 2.46%              | 47               | 57               | 43               | 52               | 54               | 8.38%             | 10.07%            | 8.32%             | 9.67%             | 10.00%            | 49.67                 | 9.33%                | 50.60  | 9.29%                 | 0.04%                | Dickson                      |
| Dyer       | 408      | 437   | 422   | 363   | 405   | 396.67                 | 407.00                 | -2.54%                                 | 36,844               | 36,862         | 0.05%              | 3                | 10               | 3                | 4                | 4                | 0.74%             | 2.29%             | 0.71%             | 1.10%             | 0.99%             | 3.67                  | 0.93%                | 4.80   | 1.16%                 | -0.23%               | Dyer                         |
| Fayette    | 266      | 269   | 204   | 201   | 159   | 188.00                 | 219.80                 | -14.47%                                | 44,001               | 45,222         | 2.78%              | 8                | 6                | 2                | 5                | 2                | 3.01%             | 2.23%             | 0.98%             | 2.49%             | 1.26%             | 3.00                  | 1.58%                | 4.60   | 1.99%                 | -0.42%               | Fayette                      |
| Fentress   | 170      | 196   | 194   | 183   | 173   | 183.33                 | 183.20                 | 0.07%                                  | 19,073               | 19,155         | 0.43%              |                  | 1                |                  |                  |                  | 0.00%             | 0.51%             | 0.00%             | 0.00%             | 0.00%             | 0.00                  | 0.00%                | 1.00   | 0.10%                 | -0.10%               | Fentress                     |
| Franklin   | 598      | 565   | 573   | 564   | 576   | 571.00                 | 575.20                 | -0.73%                                 | 43,008               | 43,226         | 0.51%              | 7                | 3                | 2                | 2                | 2                | 1.17%             | 0.53%             | 0.35%             | 0.35%             | 0.00%             | 2.00                  | 0.23%                | 3.50   | 0.48%                 | -0.25%               | Franklin                     |
| Gibson     | 618      | 561   | 630   | 506   | 525   | 553.67                 | 568.00                 | -2.52%                                 | 49,662               | 49,868         | 0.41%              | 35               | 5                | 6                | 6                | 8                | 5.66%             | 0.89%             | 0.95%             | 1.19%             | 1.52%             | 6.67                  | 1.22%                | 12.00  | 2.04%                 | -0.82%               | Gibson                       |
| Giles      | 260      | 259   | 263   | 246   | 228   | 245.67                 | 251.20                 | -2.20%                                 | 29,451               | 29,317         | -0.45%             | 5                |                  | 1                | 2                |                  | 1.92%             | 0.00%             | 0.38%             | 0.81%             | 0.00%             | 1.50                  | 0.40%                | 2.67   | 0.62%                 | -0.23%               | Giles                        |
| Grainger   | 248      | 222   | 242   | 256   | 231   | 243.00                 | 239.80                 | 1.33%                                  | 24,031               | 24,207         | 0.73%              | 1                |                  |                  |                  |                  | 0.00%             | 0.00%             | 0.41%             | 0.00%             | 0.00%             | 1.00                  | 0.14%                | 1.00   | 0.08%                 | 0.06%                | Grainger                     |
| Greene     | 700      | 602   | 671   | 653   | 669   | 664.33                 | 659.00                 | 0.81%                                  | 70,339               | 70,553         | 0.30%              |                  |                  | 1                | 1                | 1                | 0.00%             | 0.17%             | 0.15%             | 0.15%             | 0.00%             | 1.00                  | 0.10%                | 1.00   | 0.09%                 | 0.01%                | Greene                       |
| Grundy     | 119      | 155   | 134   | 129   | 119   | 127.33                 | 131.20                 | -2.95%                                 | 13,141               | 12,886         | -1.87%             |                  |                  |                  |                  | 1                | 0.00%             | 0.00%             | 0.00%             | 0.00%             | 0.84%             | 1.00                  | 0.28%                | 1.00   | 0.17%                 | 0.11%                | Grundy                       |
| Hamblen    | 628      | 739   | 665   | 643   | 683   | 663.67                 | 671.60                 | -1.18%                                 | 66,647               | 67,498         | 1.28%              |                  | 1                |                  |                  |                  | 0.00%             | 0.14%             | 0.00%             | 0.00%             | 0.15%             | 1.00                  | 0.05%                | 1.00   | 0.06%                 | -0.01%               | Hamblen                      |
| Hamilton   | 2,758    | 2,518 | 2,732 | 2,603 | 2,782 | 2,705.67               | 2,678.60               | 1.01%                                  | 385,749              | 393,234        | 1.94%              | 31               | 24               | 19               | 11               | 13               | 1.12%             | 0.95%             | 0.70%             | 0.42%             | 0.47%             | 14.33                 | 0.53%                | 19.60  | 0.73%                 | -0.20%               | Hamilton                     |
| Hancock    | 64       | 74    | 56    | 49    | 65    | 56.67                  | 61.60                  | -8.01%                                 | 6,309                | 6,193          | -1.83%             |                  |                  |                  |                  |                  | 0.00%             | 0.00%             | 0.00%             | 0.00%             | 0.00%             | 0.00                  | 0.00%                | 0.00   | 0.00%                 | 0.00%                | Hancock                      |
| Hardeman   | 262      | 236   | 228   | 224   | 204   | 218.67                 | 230.80                 | -5.26%                                 | 24,487               | 24,247         | -0.98%             | 10               | 2                | 1                | 3                |                  | 3.82%             | 0.85%             | 0.44%             | 1.34%             | 0.00%             | 2.00                  | 0.59%                | 4.00   | 1.29%                 | -0.70%               | Hardeman                     |
| Hardin     | 221      | 255   | 213   | 228   | 218   | 219.67                 | 227.00                 | -3.23%                                 | 25,569               | 25,491         | -0.30%             | 2                | 1                |                  |                  |                  | 0.90%             | 0.39%             | 0.00%             | 0.88%             | 0.00%             | 2.00                  | 0.29%                | 1.67   | 0.43%                 | -0.14%               | Hardin                       |
| Hawkins    | 1,069    | 987   | 1,061 | 1,053 | 1,058 | 1,057.33               | 1,045.60               | 1.12%                                  | 56,935               | 56,797         | -0.24%             | 1                |                  |                  |                  | 1                | 0.00%             | 0.00%             | 0.09%             | 0.09%             | 0.00%             | 1.00                  | 0.06%                | 1.00   | 0.04%                 | 0.03%                | Hawkins                      |
| Haywood    | 208      | 243   | 181   | 207   | 173   | 187.00                 | 202.40                 | -7.61%                                 | 16,437               | 16,082         | -2.16%             | 15               | 5                | 4                | 2                | 2                | 7.21%             | 2.06%             | 2.21%             | 0.97%             | 1.16%             | 2.67                  | 1.44%                | 5.60   | 2.72%                 | -1.28%               | Haywood                      |
| Henderson  | 336      | 303   | 304   | 298   | 323   | 308.33                 | 312.80                 | -1.43%                                 | 28,454               | 28,624         | 0.59%              | 8                | 1                | 2                | 4                | 3                | 2.38%             | 0.33%             | 0.66%             | 1.34%             | 0.93%             | 3.00                  | 0.98%                | 3.60   | 1.13%                 | -0.15%               | Henderson                    |
| Henry      | 280      | 289   | 331   | 299   | 315   | 315.00                 | 302.80                 | 4.03%                                  | 32,163               | 32,141         | -0.07%             | 8                | 5                | 9                | 1                | 7                | 2.86%             | 1.73%             | 2.72%             | 0.33%             | 2.22%             | 5.67                  | 1.76%                | 6.00   | 1.97%                 | -0.21%               | Henry                        |
| Hickman    | 231      | 236   | 209   | 225   | 235   | 223.00                 | 227.20                 | -1.85%                                 | 26,044               | 26,348         | 1.17%              | 16               | 12               | 16               | 13               | 11               | 6.93%             | 5.08%             | 7.66%             | 5.78%             | 4.68%             | 13.33                 | 6.04%                | 13.60  | 6.03%                 | 0.01%                | Hickman                      |
| Houston    | 111      | 113   | 91    | 89    | 69    | 83.00                  | 94.60                  | -12.26%                                | 8,411                | 8,469          | 0.69%              | 13               | 22               | 8                | 14               | 7                | 11.71%            | 19.47%            | 8.79%             | 15.73%            | 10.14%            | 9.67                  | 11.56%               | 12.80  | 13.17%                | -1.61%               | Houston                      |
| Humphreys  | 171      | 177   | 202   | 177   | 197   | 192.00                 | 184.80                 | 3.90%                                  | 18,705               | 18,739         | 0.19%              | 6                | 7                | 4                | 4                | 18               | 3.51%             | 3.95%             | 1.98%             | 2.26%             | 9.14%             | 8.67                  | 4.46%                | 7.80   | 4.17%                 | 0.29%                | Humphreys                    |
| Jackson    | 100      | 105   | 79    | 92    | 103   | 91.33                  | 95.80                  | -4.66%                                 | 12,092               | 12,175         | 0.68%              |                  |                  |                  |                  |                  | 0.00%             | 0.00%             | 0.00%             | 0.00%             | 0.00%             | 0.00                  | 0.00%                | 0.00   | 0.00%                 | 0.00%                | Jackson                      |
| Jefferson  | 499      | 474   | 489   | 453   | 442   | 461.33                 | 471.40                 | -2.14%                                 | 57,360               | 58,374         | 1.77%              | 3                |                  |                  | 1                | 2                | 0.60%             | 0.00%             | 0.00%             | 0.22%             | 0.45%             | 1.50                  | 0.22%                | 2.00   | 0.25%                 | -0.03%               | Jefferson                    |
| Johnson    | 156      | 129   | 150   | 136   | 208   | 164.67                 | 155.80                 | 5.69%                                  | 17,720               | 17,593         | -0.72%             | 1                |                  |                  |                  | 1                | 0.64%             | 0.00%             | 0.67%             | 0.00%             | 0.48%             | 1.00                  | 0.38%                | 1.00   | 0.36%                 | 0.02%                | Johnson                      |
| Knox       | 3,948    | 3,776 | 3,996 | 3,995 | 4,029 | 3,962.60               | 3,962.60               | 1.69%                                  | 497,923              | 510,323        | 2.49%              | 9                | 8                | 8                | 2                | 2                | 0.23%             | 0.21%             | 0.20%             | 0.05%             | 0.05%             | 4.00                  | 0.10%                | 5.80   | 0.15%                 | -0.05%               | Knox                         |
| Lake       | 53       | 43    | 43    | 41    | 46    | 43.33                  | 45.20                  | -4.13%                                 | 6,877                | 6,834          | -0.63%             |                  |                  |                  | 1                |                  | 0.00%             | 0.00%             | 2.33%             | 0.00%             | 0.00%             | 1.00                  | 0.78%                | 1.00   | 0.47%                 | 0.31%                | Lake                         |
| Lauderdale | 282      | 270   | 274   | 281   | 222   | 259.00                 | 265.80                 | -2.56%                                 | 25,343               | 25,234         | -0.43%             | 6                | 2                | 1                | 3                | 5                | 2.13%             | 0.74%             | 0.36%             | 1.07%             | 2.25%             | 3.00                  | 1.23%                | 3.40   | 1.31%                 | -0.08%               | Lauderdale                   |
| Lawrence   | 451      | 540   | 497   | 499   | 487   | 494.33                 | 494.80                 | -0.09%                                 | 45,086               | 45,341         | 0.57%              | 1                | 1                | 5                | 3                | 4                | 0.22%             | 0.19%             | 1.                |                   |                   |                       |                      |        |                       |                      |                              |

| County     | 2018   | 2019   | 2020   | 2021   | 2022   | 3-Year Diploma Average | 5-Year Diploma Average | 3 to 5 Year Diploma Average Difference | Projected 2025 | Projected 2028 | Percent Difference | 2018 FTFT Enroll | 2019 FTFT Enroll | 2020 FTFT Enroll | 2021 FTFT Enroll | 2022 FTFT Enroll | 2018 Enroll Yield | 2019 Enroll Yield | 2020 Enroll Yield | 2021 Enroll Yield | 2022 Enroll Yield | 3-Year Enroll Average | 3-Year Average Yield | 5-Year Enroll Average | 5-Year Average Yield | 3 to 5 Year Yield Difference | County     |        |
|------------|--------|--------|--------|--------|--------|------------------------|------------------------|--|----------------|----------------|--------------------|------------------|------------------|------------------|------------------|------------------|-------------------|-------------------|-------------------|-------------------|-------------------|-----------------------|----------------------|-----------------------|----------------------|------------------------------|------------|--------|
|            | 2018   | 2019   | 2020   | 2021   | 2022   | 3-Year Diploma Average | 5-Year Diploma Average | 3 to 5 Year Diploma Average Difference | Projected 2025 | Projected 2028 | Percent Difference | 2018 FTFT Enroll | 2019 FTFT Enroll | 2020 FTFT Enroll | 2021 FTFT Enroll | 2022 FTFT Enroll | 2018 Enroll Yield | 2019 Enroll Yield | 2020 Enroll Yield | 2021 Enroll Yield | 2022 Enroll Yield | 3-Year Enroll Average | 3-Year Average Yield | 5-Year Enroll Average | 5-Year Average Yield | 3 to 5 Year Yield Difference |            |        |
| Moore      | 71     | 67     | 56     | 74     | 77     | 69.00                  | 69.00                  | 0.00%                                  | 6,518          | 6,555          | 0.58%              | 1                |                  |                  |                  |                  | 1.41%             | 0.00%             | 0.00%             | 0.00%             | 1.30%             | 1.00                  | 0.43%                | 1.00                  | 0.54%                | -0.11%                       | Moore      |        |
| Morgan     | 227    | 83     | 148    | 213    | 217    | 192.67                 | 177.60                 | 8.48%                                  | 21,788         | 21,932         | 0.66%              | 1                |                  |                  |                  |                  | 0.44%             | 0.00%             | 0.00%             | 0.00%             | 0.00%             | 0.00                  | 0.00%                | 1.00                  | 0.09%                | -0.09%                       | Morgan     |        |
| Obion      | 353    | 318    | 339    | 311    | 296    | 315.33                 | 323.40                 | -2.49%                                 | 29,742         | 29,440         | -1.01%             | 11               | 2                | 2                | 3                | 1                | 3.12%             | 0.63%             | 0.59%             | 0.96%             | 0.34%             | 2.00                  | 0.63%                | 3.80                  | 1.13%                | -0.50%                       | Obion      |        |
| Overton    | 192    | 206    | 202    | 209    | 210    | 207.00                 | 203.80                 | 1.57%                                  | 23,203         | 23,508         | 1.31%              |                  |                  | 1                |                  |                  | 0.00%             | 0.49%             | 0.00%             | 0.00%             | 0.00%             | 0.00                  | 0.00%                | 1.00                  | 0.10%                | -0.10%                       | Overton    |        |
| Perry      | 74     | 66     | 71     | 56     | 76     | 67.67                  | 68.60                  | -1.36%                                 | 8,251          | 8,327          | 0.92%              | 2                | 1                | 1                | 2                | 1                | 2.70%             | 1.52%             | 1.41%             | 3.57%             | 1.32%             | 1.33                  | 2.10%                | 1.40                  | 2.10%                | 0.00%                        | Perry      |        |
| Pickett    | 60     | 39     | 40     | 42     | 48     | 43.33                  | 45.80                  | -5.39%                                 | 4,972          | 4,910          | -1.25%             |                  |                  |                  |                  |                  | 0.00%             | 0.00%             | 0.00%             | 0.00%             | 0.00%             | 0.00                  | 0.00%                | 0.00                  | 0.00%                | 0.00%                        | Pickett    |        |
| Polk       | 183    | 165    | 164    | 141    | 154    | 153.00                 | 161.40                 | -5.20%                                 | 17,230         | 17,410         | 1.05%              |                  | 1                |                  |                  |                  | 0.00%             | 0.61%             | 0.00%             | 0.00%             | 0.00%             | 0.00                  | 0.00%                | 1.00                  | 0.12%                | -0.12%                       | Polk       |        |
| Putnam     | 762    | 749    | 781    | 744    | 845    | 790.00                 | 776.20                 | 1.78%                                  | 85,705         | 88,381         | 3.12%              | 2                | 2                |                  | 1                | 2                | 0.26%             | 0.27%             | 0.00%             | 0.13%             | 0.24%             | 1.50                  | 0.12%                | 1.75                  | 0.18%                | -0.06%                       | Putnam     |        |
| Rhea       | 351    | 322    | 306    | 310    | 287    | 301.00                 | 315.20                 | -4.51%                                 | 34,426         | 34,929         | 1.46%              | 2                |                  |                  |                  | 1                | 0.57%             | 0.00%             | 0.00%             | 0.00%             | 0.35%             | 1.00                  | 0.12%                | 1.50                  | 0.18%                | -0.07%                       | Rhea       |        |
| Roane      | 490    | 413    | 442    | 428    | 417    | 429.00                 | 438.00                 | -2.05%                                 | 54,003         | 53,893         | -0.20%             | 2                |                  |                  | 1                | 1                | 0.41%             | 0.00%             | 0.23%             | 0.23%             | 0.00%             | 1.00                  | 0.15%                | 1.33                  | 0.17%                | -0.02%                       | Roane      |        |
| Robertson  | 774    | 743    | 836    | 981    | 1059   | 958.67                 | 878.60                 | 9.11%                                  | 76,233         | 78,415         | 2.86%              | 102              | 76               | 57               | 69               | 67               | 13.18%            | 10.23%            | 6.82%             | 7.03%             | 6.33%             | 64.33                 | 6.73%                | 74.20                 | 8.72%                | -1.99%                       | Robertson  |        |
| Rutherford | 3,562  | 3,432  | 3,700  | 3,744  | 3,941  | 3,795.00               | 3,675.80               | 3.24%                                  | 380,052        | 404,640        | 6.47%              | 51               | 45               | 45               | 37               | 39               | 1.43%             | 1.31%             | 1.22%             | 0.99%             | 0.99%             | 40.33                 | 1.06%                | 43.40                 | 1.19%                | -0.12%                       | Rutherford |        |
| Scott      | 276    | 180    | 295    | 266    | 175    | 245.33                 | 238.40                 | 2.91%                                  | 22,156         | 22,142         | -0.06%             | 1                | 1                | 1                |                  |                  | 0.36%             | 0.56%             | 0.34%             | 0.00%             | 1.14%             | 1.50                  | 0.49%                | 1.25                  | 0.48%                | 0.01%                        | Scott      |        |
| Sequatchie | 156    | 153    | 152    | 124    | 145    | 140.33                 | 146.00                 | -3.88%                                 | 15,888         | 16,256         | 2.32%              |                  |                  |                  | 1                |                  | 0.00%             | 0.00%             | 0.66%             | 0.00%             | 0.00%             | 1.00                  | 0.22%                | 1.00                  | 0.13%                | 0.09%                        | Sequatchie |        |
| Sevier     | 963    | 850    | 896    | 994    | 941    | 943.67                 | 928.80                 | 1.60%                                  | 105,733        | 109,283        | 3.36%              | 2                | 1                | 2                |                  | 2                | 0.21%             | 0.12%             | 0.22%             | 0.00%             | 0.21%             | 2.00                  | 0.15%                | 1.75                  | 0.15%                | -0.01%                       | Sevier     |        |
| Shelby     | 8,655  | 8,412  | 8,633  | 8,468  | 8,521  | 8,540.67               | 8,537.80               | 0.03%                                  | 944,754        | 948,770        | 0.43%              | 152              | 88               | 60               | 70               | 48               | 1.76%             | 1.05%             | 0.70%             | 0.83%             | 0.56%             | 59.33                 | 0.69%                | 83.60                 | 0.98%                | -0.28%                       | Shelby     |        |
| Smith      | 219    | 227    | 186    | 200    | 184    | 190.00                 | 203.20                 | -6.50%                                 | 20,871         | 21,151         | 1.34%              | 1                | 5                | 1                | 1                | 1                | 0.46%             | 2.20%             | 0.54%             | 0.50%             | 0.00%             | 1.00                  | 0.35%                | 2.00                  | 0.74%                | -0.39%                       | Smith      |        |
| Stewart    | 155    | 171    | 174    | 138    | 174    | 162.00                 | 162.40                 | -0.25%                                 | 14,085         | 14,177         | 0.65%              | 23               | 36               | 25               | 29               | 33               | 14.84%            | 21.05%            | 14.37%            | 21.01%            | 18.97%            | 29.00                 | 18.12%               | 29.20                 | 18.05%               | 0.07%                        | Stewart    |        |
| Sullivan   | 1,123  | 812    | 1,012  | 980    | 950    | 980.67                 | 975.40                 | 0.54%                                  | 160,263        | 160,624        | 0.23%              | 4                | 5                | 1                | 2                | 1                | 0.36%             | 0.62%             | 0.10%             | 0.20%             | 0.11%             | 1.33                  | 0.14%                | 2.60                  | 0.28%                | -0.14%                       | Sullivan   |        |
| Sumner     | 2,107  | 1,948  | 2,007  | 1,996  | 2,104  | 2,035.67               | 2,032.40               | 0.16%                                  | 211,252        | 220,197        | 4.23%              | 49               | 28               | 43               | 33               | 37               | 2.33%             | 1.44%             | 2.14%             | 1.65%             | 1.76%             | 37.67                 | 1.85%                | 38.00                 | 1.86%                | -0.01%                       | Sumner     |        |
| Tipton     | 814    | 775    | 741    | 689    | 704    | 711.33                 | 744.60                 | -4.47%                                 | 63,486         | 64,229         | 1.17%              |                  | 9                | 9                | 4                | 4                | 2                 | 1.11%             | 1.16%             | 0.54%             | 0.58%             | 0.28%                 | 3.33                 | 0.47%                 | 5.60                 | 0.73%                        | -0.27%     | Tipton |
| Trousdale  | 78     | 89     | 82     | 82     | 82     | 82.00                  | 82.60                  | -0.73%                                 | 11,912         | 12,140         | 1.92%              | 2                | 2                | 2                |                  |                  | 2.56%             | 2.25%             | 2.44%             | 0.00%             | 0.00%             | 2.00                  | 0.81%                | 2.00                  | 1.45%                | -0.64%                       | Trousdale  |        |
| Unicoi     | 168    | 188    | 179    | 168    | 176    | 174.33                 | 175.80                 | -0.83%                                 | 17,886         | 17,908         | 0.12%              |                  |                  |                  |                  |                  | 0.00%             | 0.00%             | 0.00%             | 0.00%             | 0.00%             | 0.00                  | 0.00%                | 0.00                  | 0.00%                | 0.00%                        | Unicoi     |        |
| Union      | 172    | 187    | 185    | 193    | 175    | 184.33                 | 182.40                 | 1.06%                                  | 20,342         | 20,362         | 0.10%              |                  |                  |                  |                  | 1                | 0.00%             | 0.00%             | 0.00%             | 0.00%             | 0.57%             | 1.00                  | 0.19%                | 1.00                  | 0.11%                | 0.08%                        | Union      |        |
| Van Buren  | 56     | 58     | 55     | 56     | 52     | 54.33                  | 55.40                  | -1.93%                                 | 5,889          | 5,836          | -0.90%             |                  |                  |                  |                  |                  | 0.00%             | 0.00%             | 0.00%             | 0.00%             | 0.00%             | 0.00                  | 0.00%                | 0.00                  | 0.00%                | 0.00%                        | Van Buren  |        |
| Warren     | 466    | 416    | 443    | 461    | 376    | 426.67                 | 432.40                 | -1.33%                                 | 42,067         | 42,251         | 0.44%              | 1                | 3                | 3                | 2                | 1                | 0.21%             | 0.72%             | 0.68%             | 0.43%             | 0.27%             | 2.00                  | 0.46%                | 2.00                  | 0.46%                | 0.00%                        | Warren     |        |
| Washington | 1,211  | 1,134  | 1,201  | 1,109  | 1,279  | 1,196.33               | 1,186.80               | 0.80%                                  | 135,157        | 137,598        | 1.81%              | 2                | 5                | 1                |                  | 2                | 0.17%             | 0.44%             | 0.08%             | 0.00%             | 0.16%             | 1.50                  | 0.08%                | 2.50                  | 0.17%                | -0.09%                       | Washington |        |
| Wayne      | 168    | 143    | 148    | 154    | 163    | 155.00                 | 155.20                 | -0.13%                                 | 16,269         | 16,085         | -1.13%             |                  | 5                |                  |                  | 1                | 2.98%             | 0.00%             | 0.00%             | 0.65%             | 0.00%             | 1.00                  | 0.22%                | 3.00                  | 0.73%                | -0.51%                       | Wayne      |        |
| Weakley    | 296    | 279    | 258    | 242    | 244    | 248.00                 | 263.80                 | -5.99%                                 | 33,263         | 33,227         | -0.11%             | 11               | 2                |                  | 2                | 1                | 3.72%             | 0.72%             | 0.00%             | 0.83%             | 0.41%             | 1.50                  | 0.41%                | 4.00                  | 1.13%                | -0.72%                       | Weakley    |        |
| White      | 258    | 268    | 244    | 246    | 257    | 249.00                 | 254.60                 | -2.20%                                 | 28,806         | 29,381         | 2.00%              | 1                | 3                | 1                |                  |                  | 0.39%             | 1.12%             | 0.41%             | 0.00%             | 0.00%             | 1.00                  | 0.14%                | 1.67                  | 0.38%                | -0.25%                       | White      |        |
| Williamson | 2,876  | 3,099  | 2,998  | 3,053  | 3,257  | 3,102.67               | 3,056.60               | 1.51%                                  | 276,546        | 295,116        | 6.71%              | 28               | 31               | 19               | 12               | 10               | 0.97%             | 1.00%             | 0.63%             | 0.39%             | 0.31%             | 13.67                 | 0.44%                | 20.00                 | 0.66%                | -0.22%                       | Williamson |        |
| Wilson     | 1,484  | 1,597  | 1,572  | 1,544  | 1,599  | 1,571.67               | 1,559.20               | 0.80%                                  | 163,867        | 172,941        | 5.54%              | 27               | 25               | 8                | 20               | 19               | 1.82%             | 1.57%             | 0.51%             | 1.30%             | 1.19%             | 15.67                 | 1.00%                | 19.80                 | 1.28%                | -0.28%                       | Wilson     |        |
| Average    | 691.20 | 663.27 | 684.78 | 671.86 | 688.73 | 667.69                 | 665.86                 | -0.01                                  | 75,571.65      | 77,177.46      | 0.01               | 24.57            | 22.59            | 18.71            | 21.13            | 19.80            | 0.02              | 0.02              | 0.01              | 0.02              | 0.02              | 12.91                 | 0.02                 | 14.42                 | 0.02                 | 0.00                         | Average    |        |

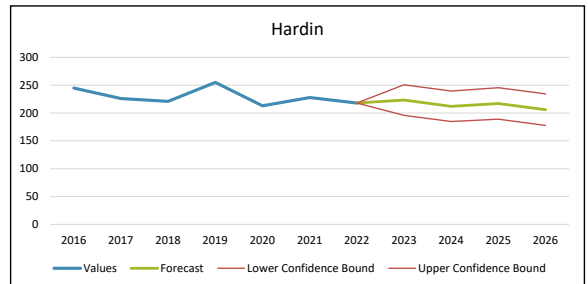
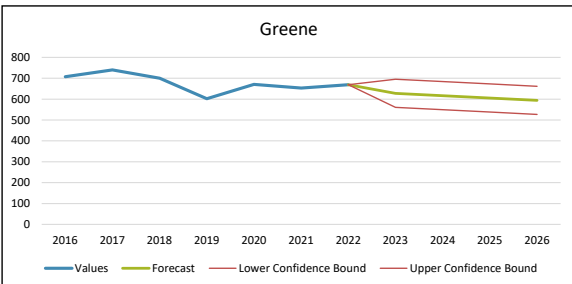
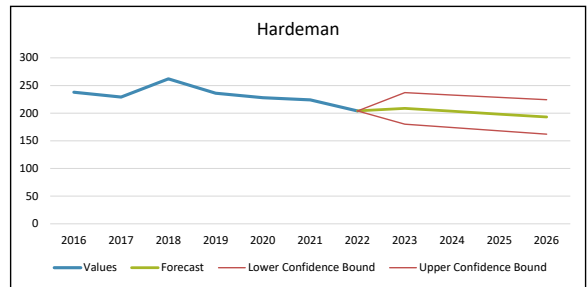
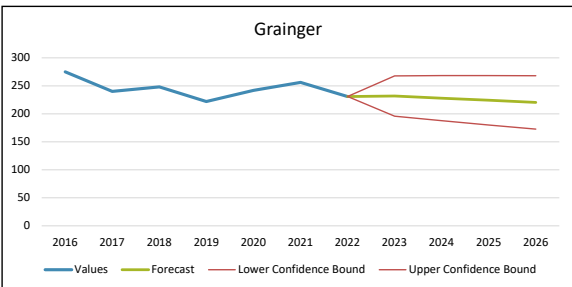
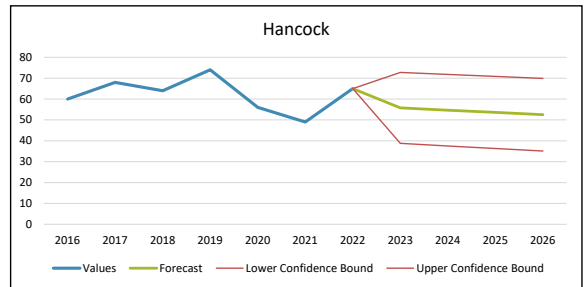
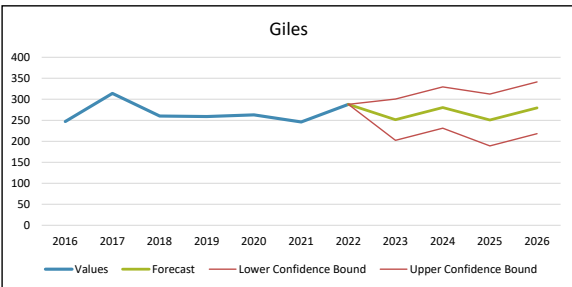
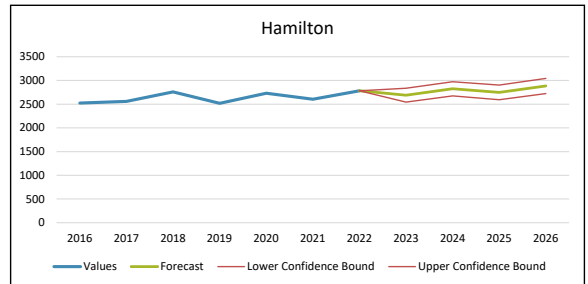
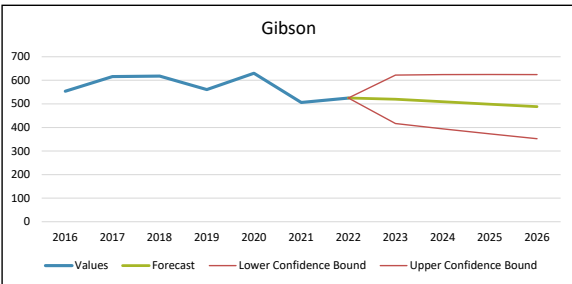
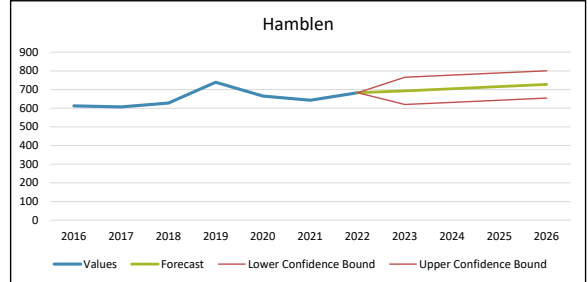
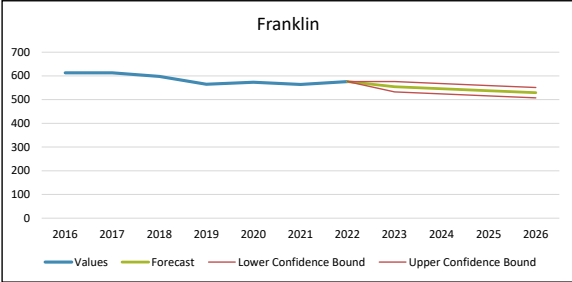
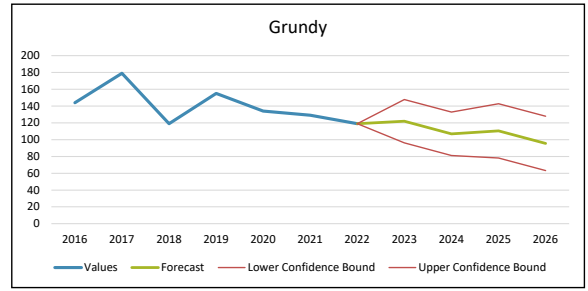
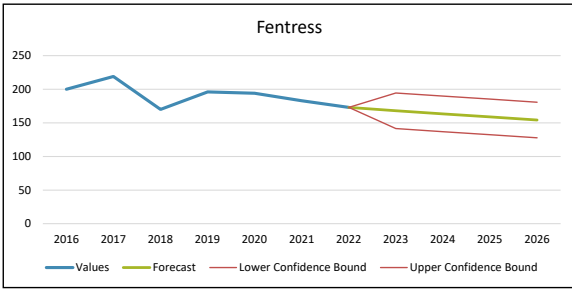






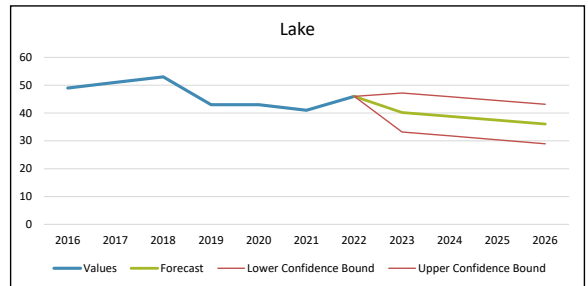
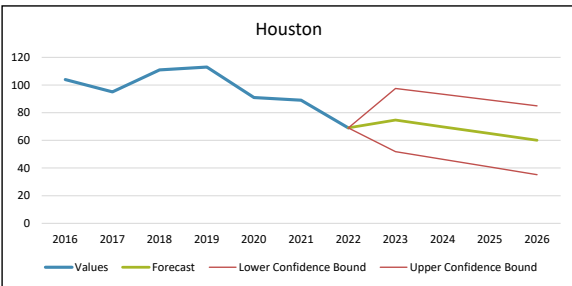
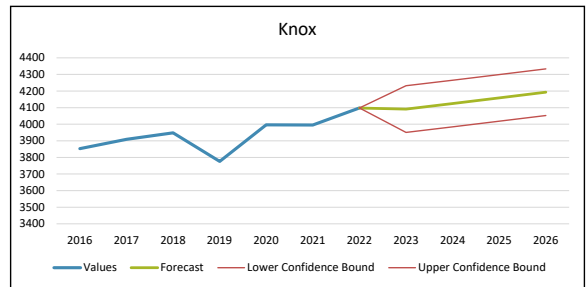
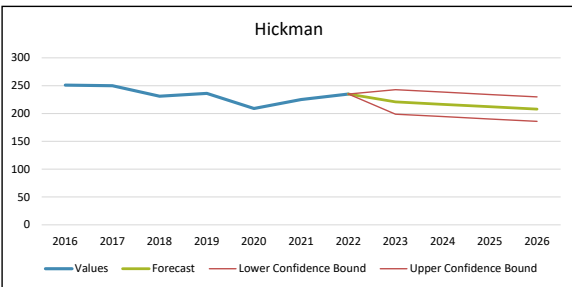
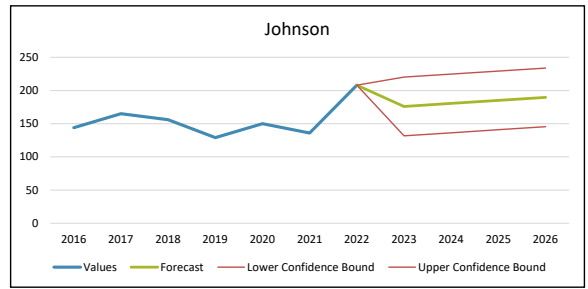
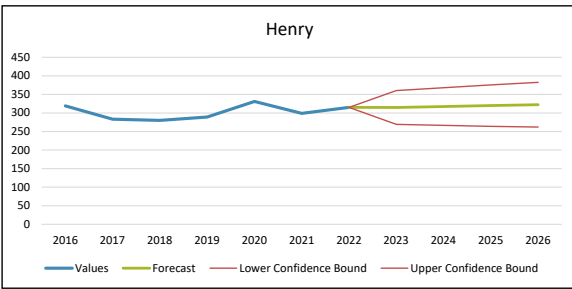
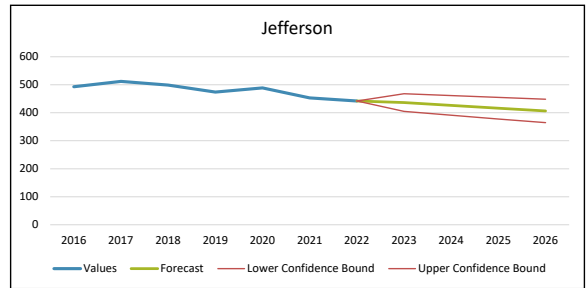
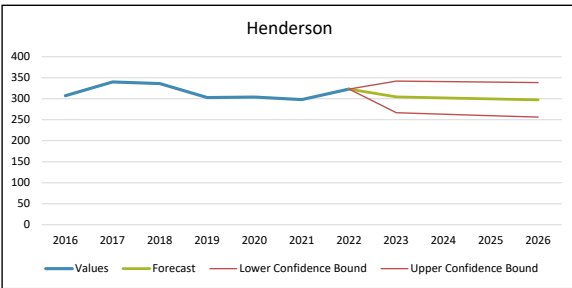
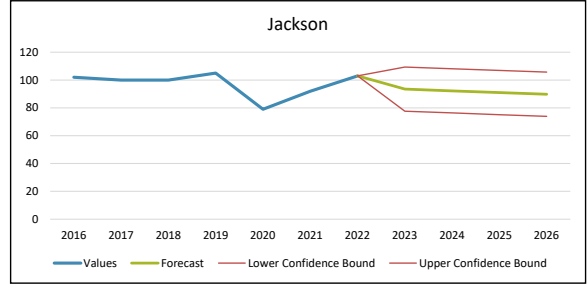
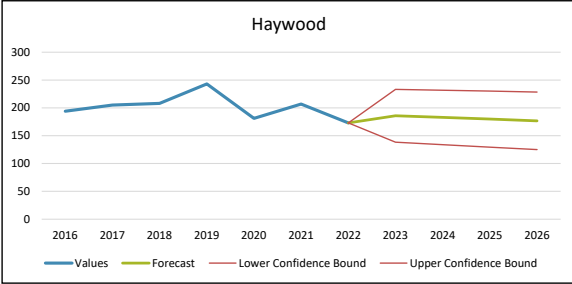
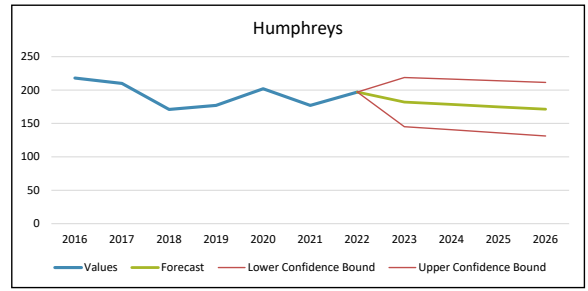
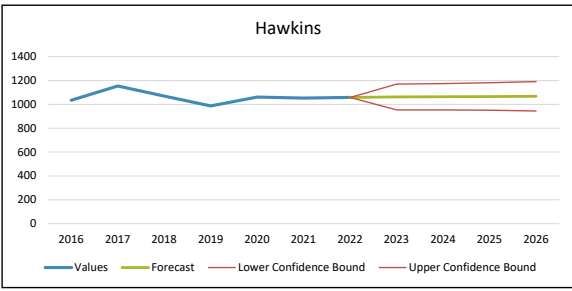




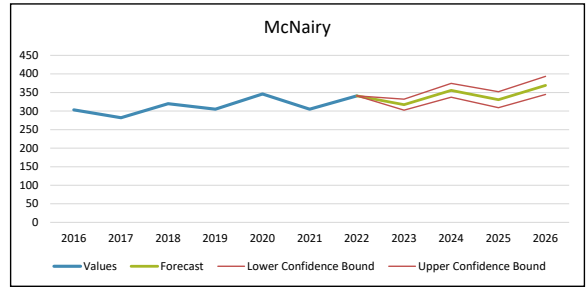
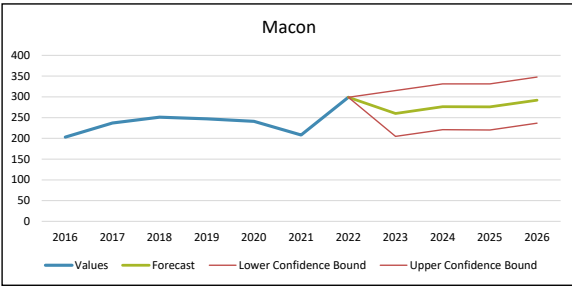
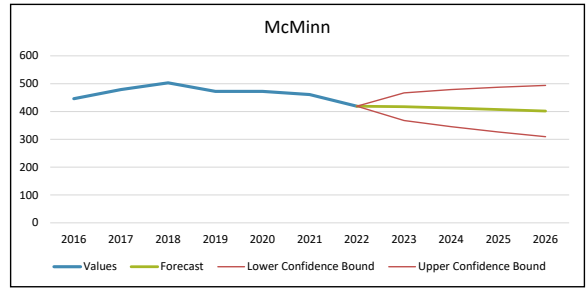
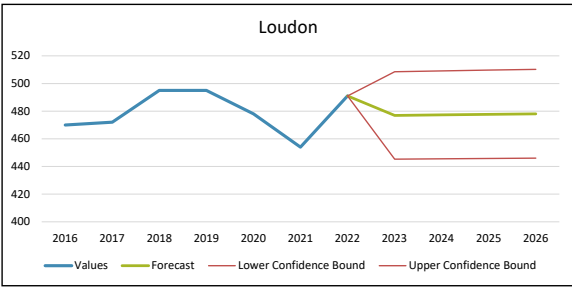
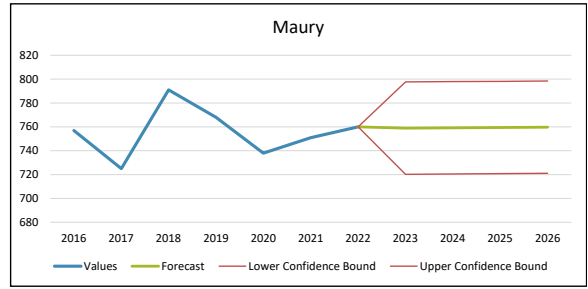
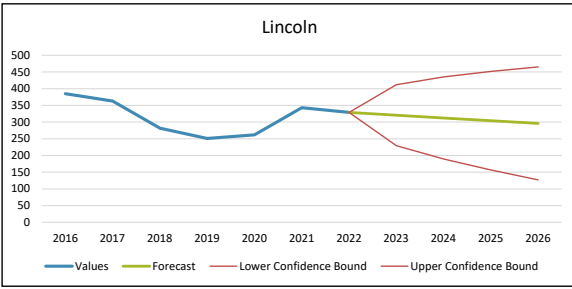
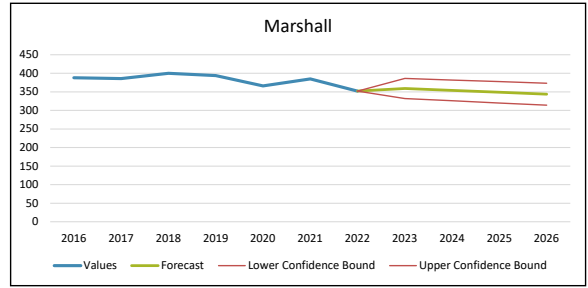
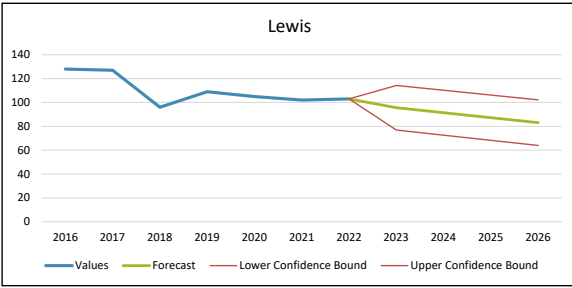
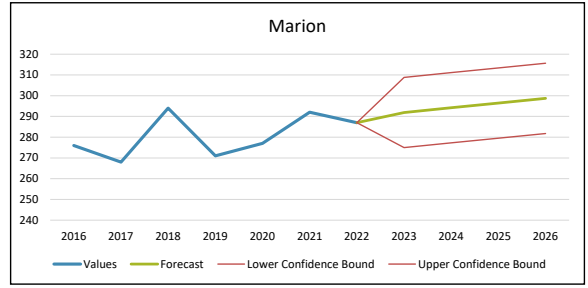
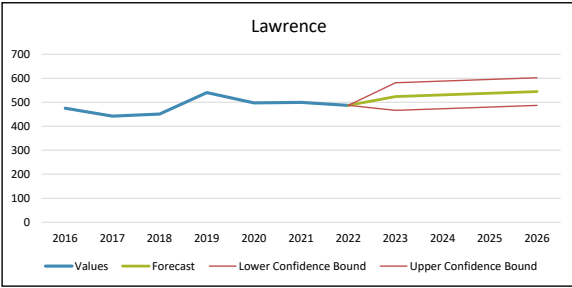
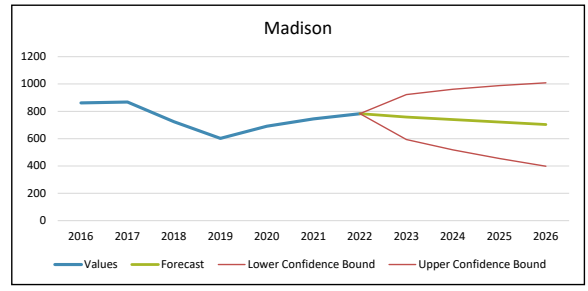
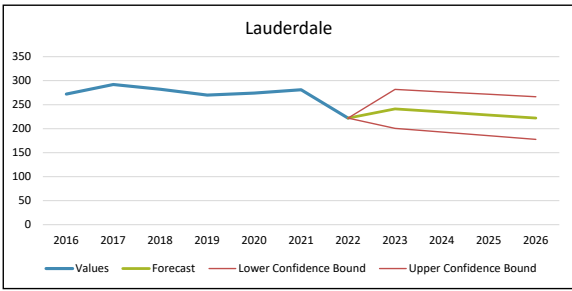




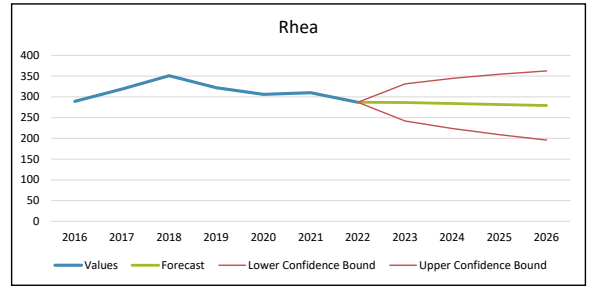
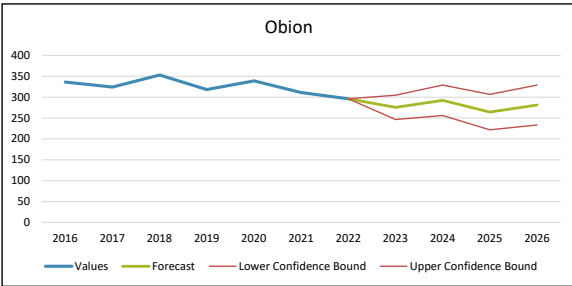
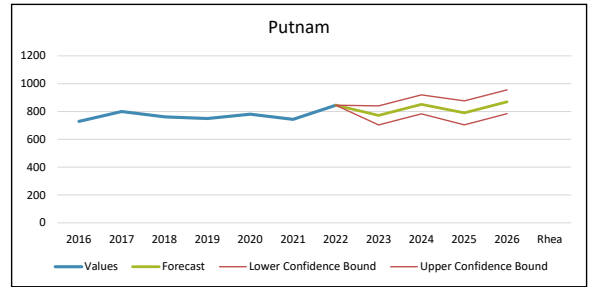
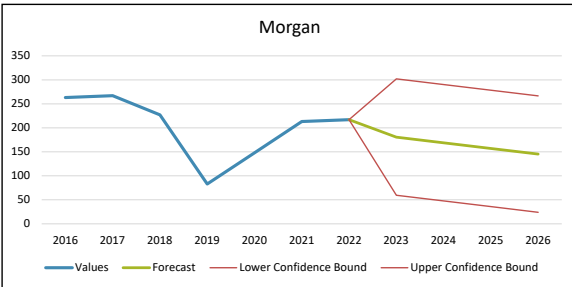
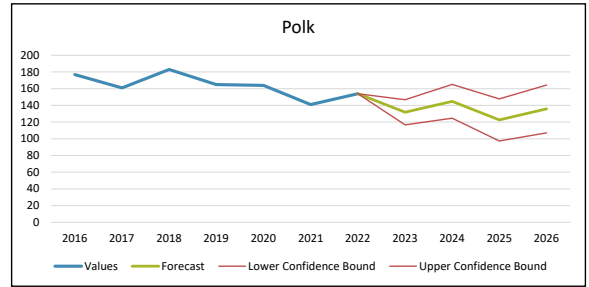
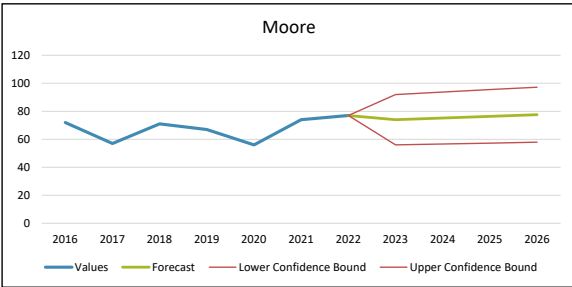
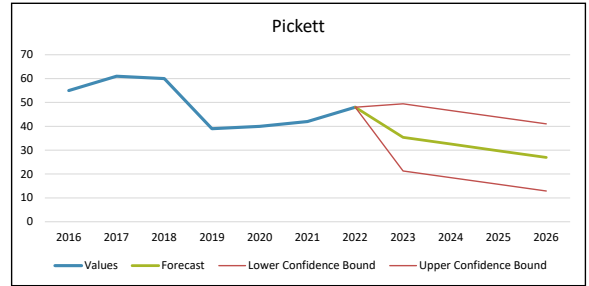
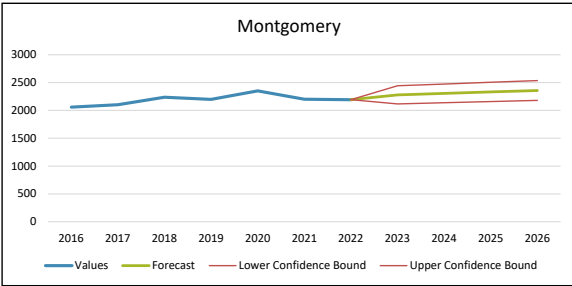
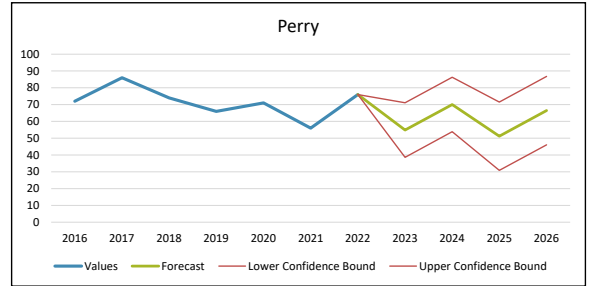
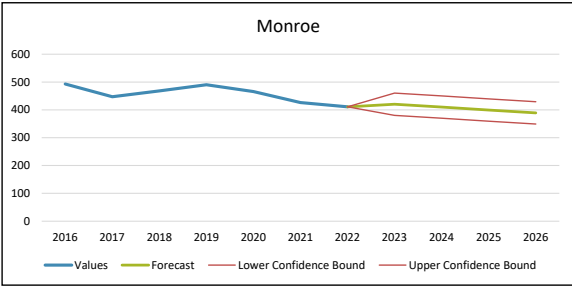
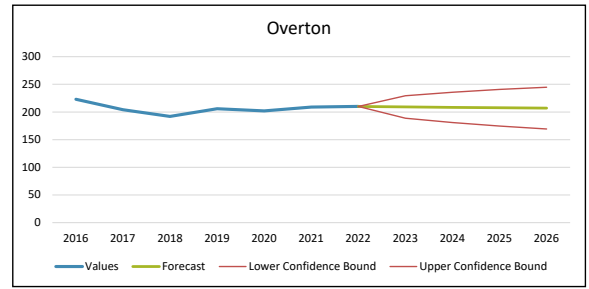
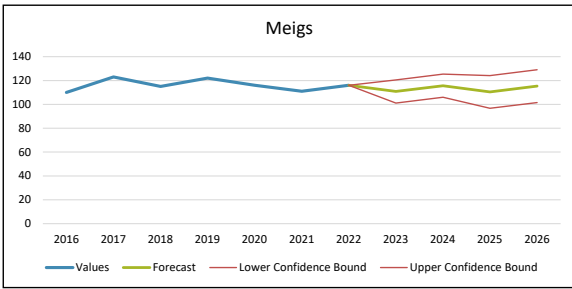




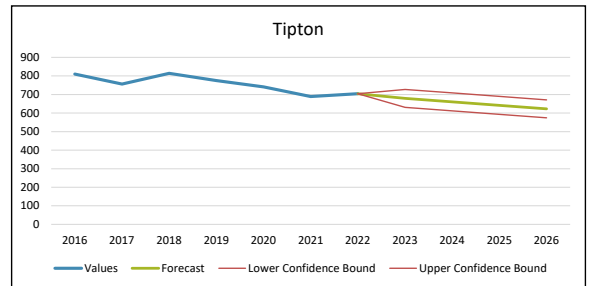
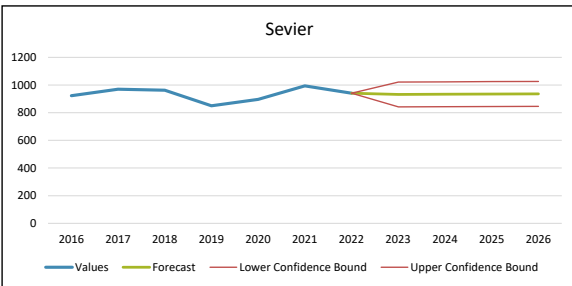
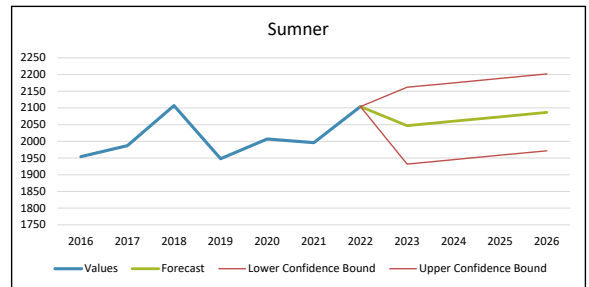
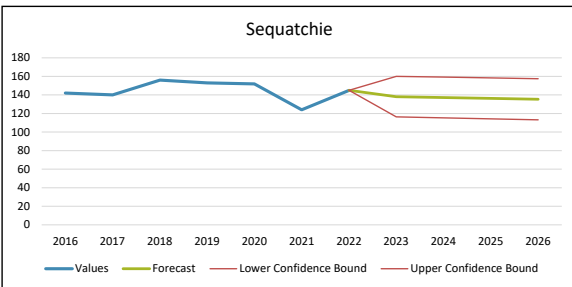
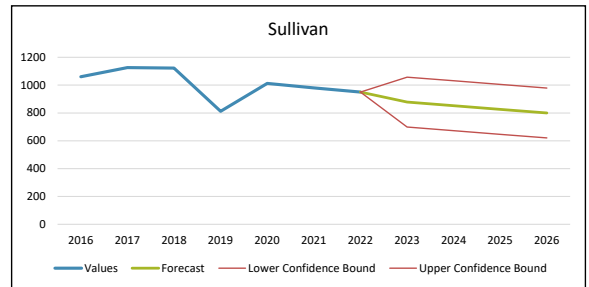
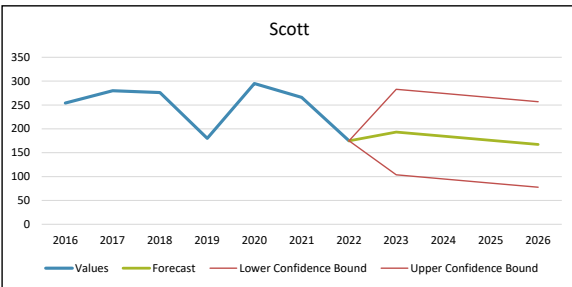
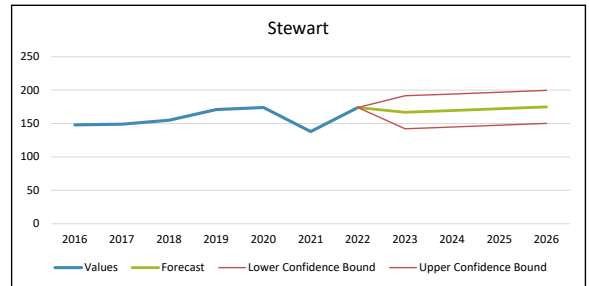
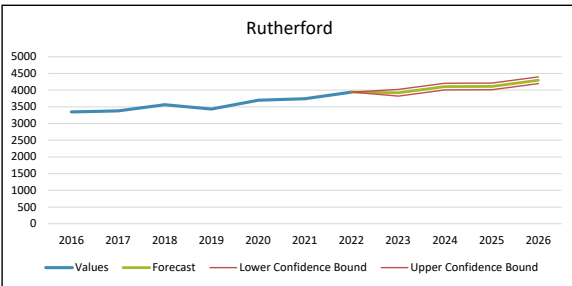
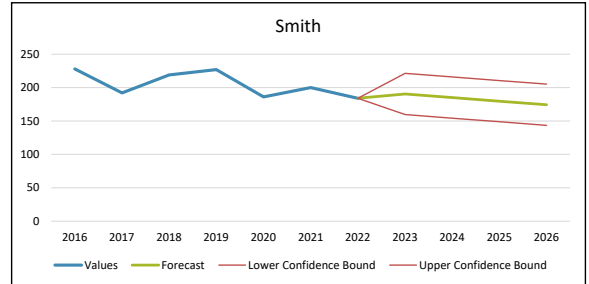
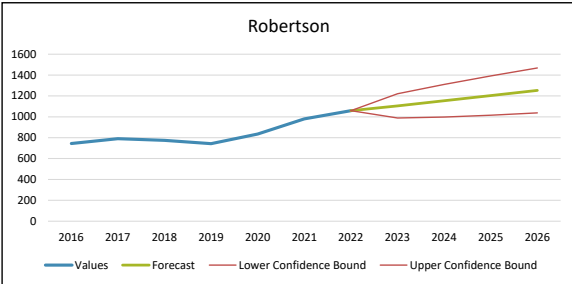
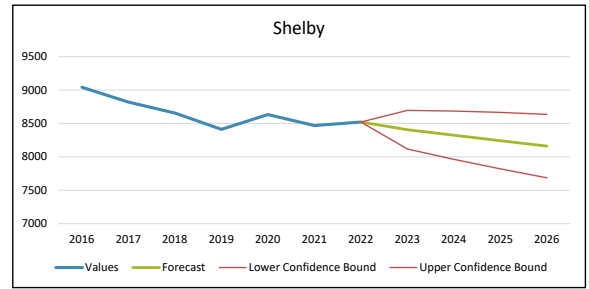
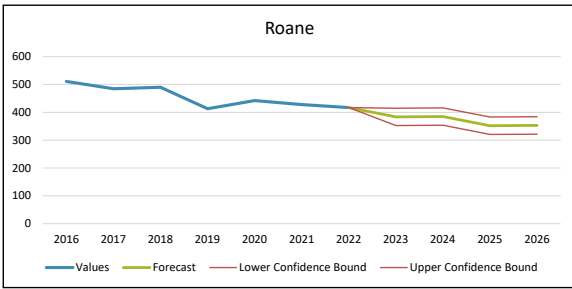






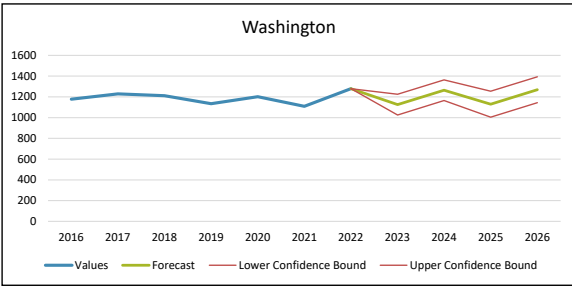
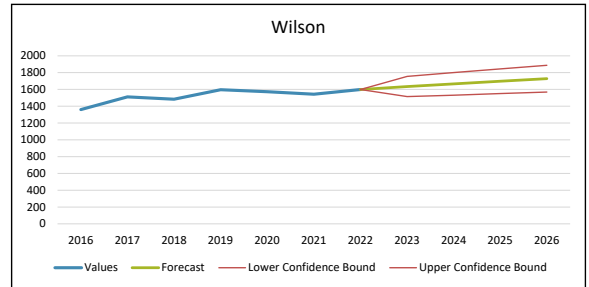
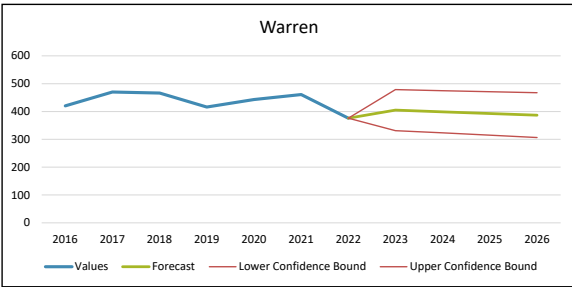
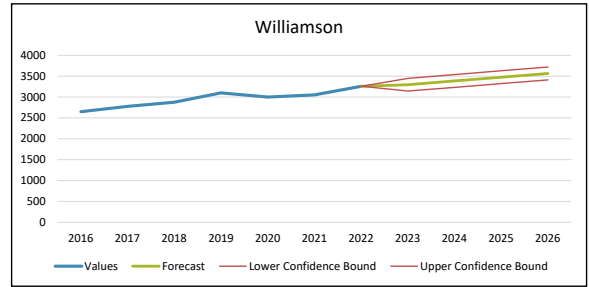
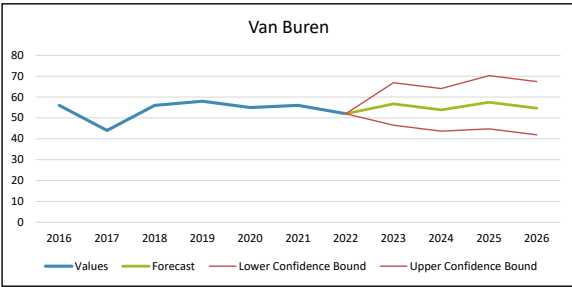
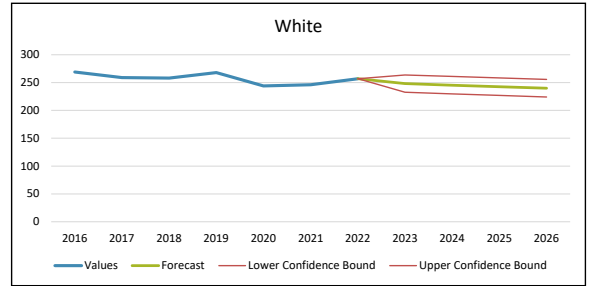
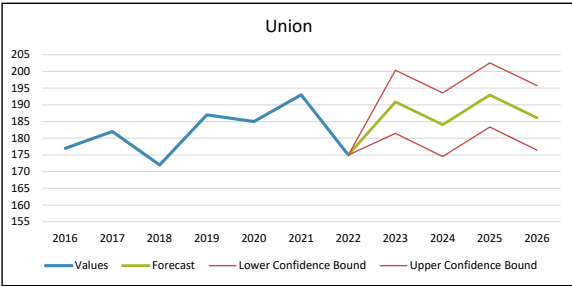
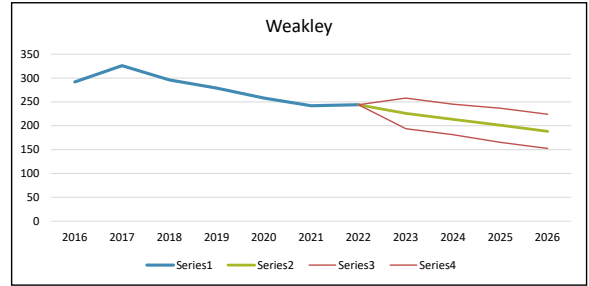
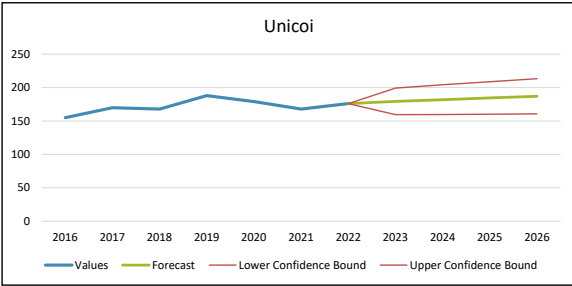
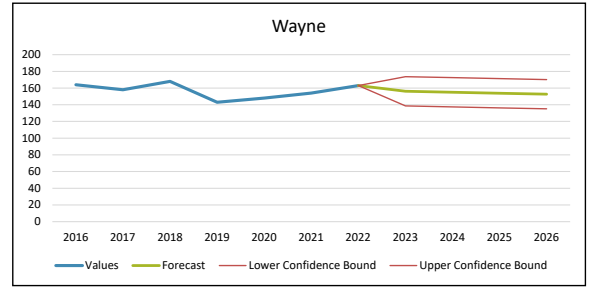
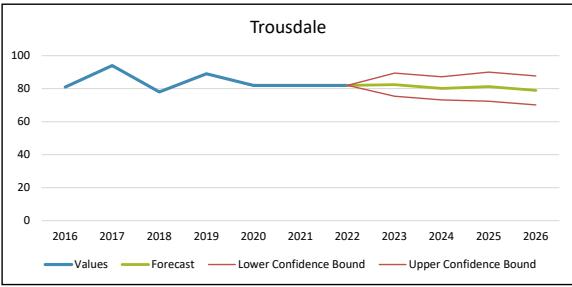














|

|

|

|

|